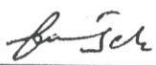


UN AUDITED
FINANCIAL STATEMENT
SURMAWALA SECURITIES (PRIVATE) LIMITED
FOR THE PERIOD ENDED DECEMBER 31, 2016

SURMAWALA SECURITIES (PRIVATE) LIMITED
BALANCE SHEET (UN AUDITED)
AS AT DECEMBER 31, 2016

	31-Dec-16 RUPEES	30-Jun-16 RUPEES
EQUITIES AND LIABILITIES		
CAPITAL AND RESERVES		
Authorised Capital 2,000,000 ordinary shares of Rs. 100/ each		
Issued, subscribed and paid-up Capital	166,000,000	166,000,000
Unappropriated profit/(loss)	(11,802,645)	(14,450,859)
Shareholders' equity	154,197,355	151,549,141
LIABILITIES		
NON-CURRENT LIABILITIES		
Long term loan	20,000,000	20,000,000
CURRENT LIABILITIES		
Trade payables	43,359,322	25,580,700
Accrued expenses & other liabilities	3,912,671	720,285
	47,271,993	26,300,985
Contingencies and commitments	-	-
TOTAL EQUITY AND LIABILITIES	221,469,348	197,850,127
ASSETS		
NON-CURRENT ASSETS		
Property and equipment	25,881,689	27,238,057
Intangible assets	5,000,000	5,000,000
Long term investment	40,073,830	40,073,830
Long term advances & deposits	529,809	529,809
CURRENT ASSETS		
Short Term Investments	924,608	634,516
Trade receivables	82,610,025	82,468,920
Advances, deposits, prepayments and other receivables	12,539,930	10,312,651
Cash and bank balances	53,909,457	31,592,344
	149,984,020	125,008,431
TOTAL ASSETS	221,469,348	197,850,127




CHIEF EXECUTIVE



DIRECTOR

SURMAWALA SECURITIES (PRIVATE) LIMITED
PROFIT AND LOSS ACCOUNT (UN AUDITED)
FOR THE PERIOD ENDED DECEMBER 31, 2016

	31-Dec-16 RUPEES	30-Jun-16 RUPEES
REVENUE		
Operating revenue	15,410,778	15,356,877
Gain/(loss) on remeasurment of investments	290,092	(130,168)
	15,700,870	15,226,709
Administrative expenses	13,175,762	19,889,559
Finance cost	15,646	29,464
	13,191,408	19,919,023
Operating profit/(loss)	2,509,462	(4,692,315)
Other charges	-	(10,000,000)
Other income	138,752	470,260
Profit/(Loss) before taxation	2,648,214	(14,222,055)
Taxation	-	344,991
Profit/(Loss) after taxation	2,648,214	(14,567,046)
Earning/(loss) per share	1.60	(8.78)



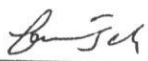
 CHIEF EXECUTIVE




 DIRECTOR

**SURMAWALA SECURITIES (PRIVATE) LIMITED
STATEMENT OF CHANGES IN EQUITY
FOR THE PERIOD ENDED DECEMBER 31, 2016**

	Paid up Share Capital (Rupees)	Unappropriated Profit (Rupees)	Total (Rupees)
Balance as at June 30, 2015	166,000,000	116,187	166,116,187
(Loss) for the year ended June 30, 2016	-	(14,567,046)	(14,567,046)
Balance as at June 30, 2016	166,000,000	(14,450,859)	151,549,141
Profit for the period ended Dec 31, 2016	-	2,648,214	2,648,214
Balance as at December 31, 2016	166,000,000	(11,802,645)	154,197,355



CHIEF EXECUTIVE



DIRECTOR